

How to Self-Report Private or Outside Scholarships and Other Financial Aid

Step 1: Log into your WINGS Student Center


Step 2:
Go to Finances

SELECT
Report Other
Financial Aid



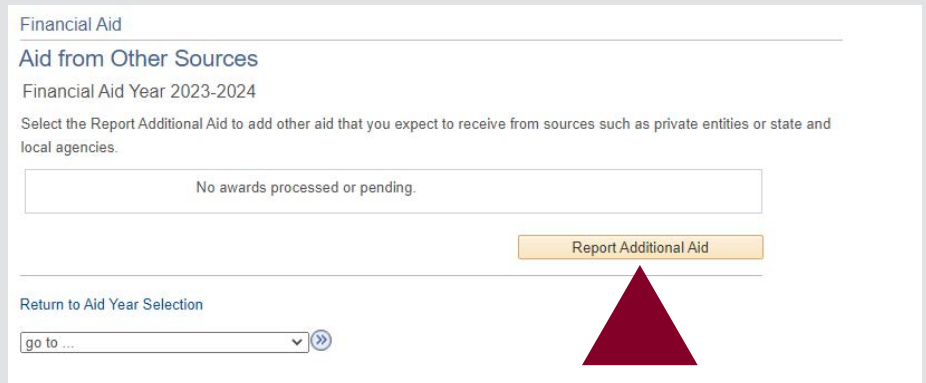
Step 3:
Select Aid Year

SELECT

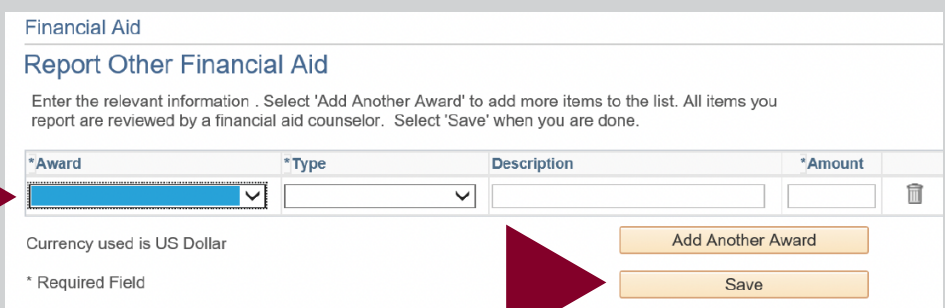


Aid Year	Institution	Aid Year Description
2024	UW-La Crosse	Financial Aid Year 2023-2024

Step 4:
SELECT Report
Additional Aid



Step 5:
Enter relevant information
SELECT Save



*Award	*Type	Description	*Amount	
<input type="text"/>	<input type="text"/>	<input type="text"/>	<input type="text"/>	