
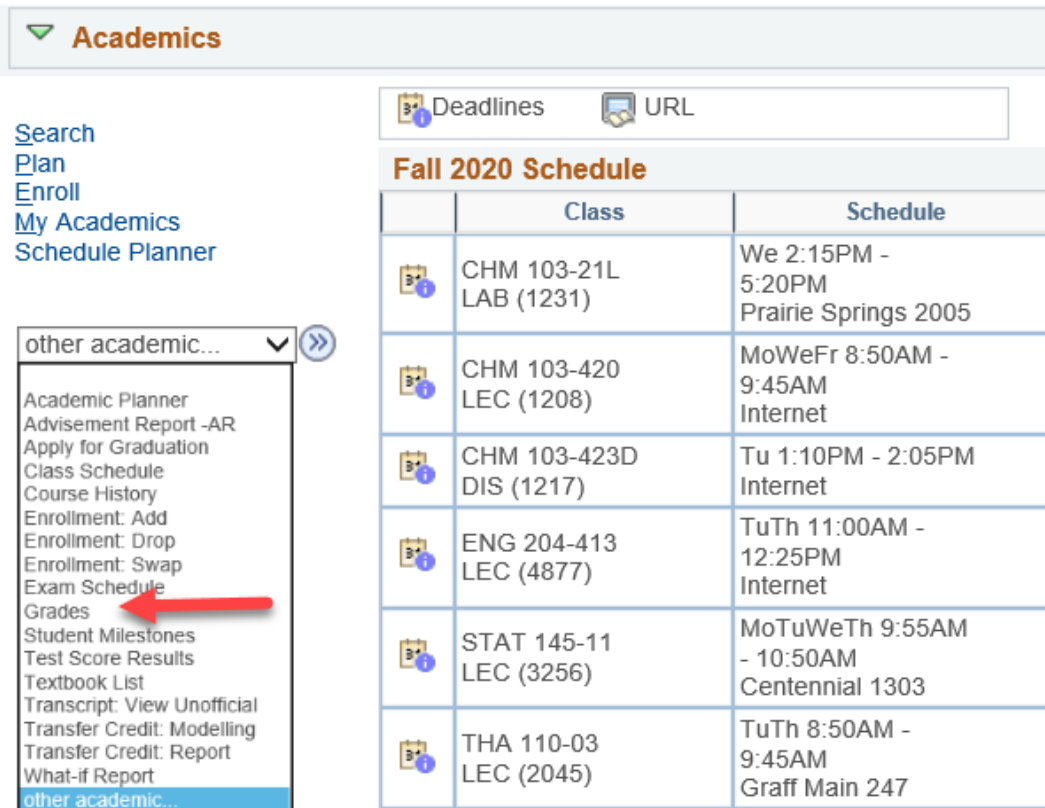


Viewing Your Term Grades & GPA


1. In the **Academics** section of your Student Center, select **Grades** from the drop-down menu. Click the double arrow button. 

Stryker's Student Center





Academics







Search
Plan
Enroll
My Academics
Schedule Planner

other academic... 

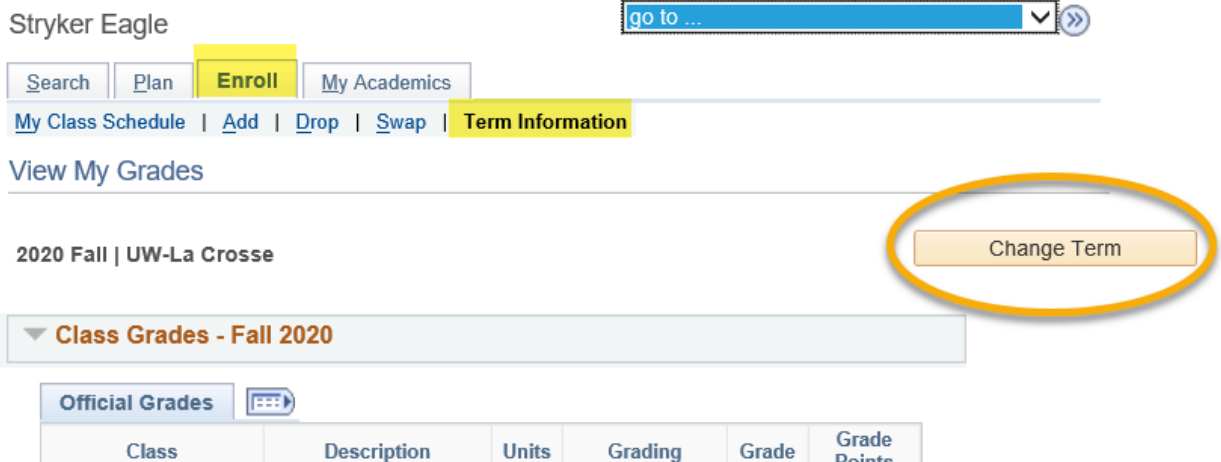
- Academic Planner
- Advisement Report -AR
- Apply for Graduation
- Class Schedule
- Course History
- Enrollment: Add
- Enrollment: Drop
- Enrollment: Swap
- Exam Schedule
- Grades**
- Student Milestones
- Test Score Results
- Textbook List
- Transcript: View Unofficial
- Transfer Credit: Modelling
- Transfer Credit: Report
- What-if Report
- other academic...


Deadlines  URL 

Fall 2020 Schedule

	Class	Schedule
	CHM 103-21L LAB (1231)	We 2:15PM - 5:20PM Prairie Springs 2005
	CHM 103-420 LEC (1208)	MoWeFr 8:50AM - 9:45AM Internet
	CHM 103-423D DIS (1217)	Tu 1:10PM - 2:05PM Internet
	ENG 204-413 LEC (4877)	TuTh 11:00AM - 12:25PM Internet
	STAT 145-11 LEC (3256)	MoTuWeTh 9:55AM - 10:50AM Centennial 1303
	THA 110-03 LEC (2045)	TuTh 8:50AM - 9:45AM Graff Main 247

2. The next screen should show the **Enroll** and **Term Information** tabs selected. The system may default to the most current term. Click on **Change Term** to select another term.




Stryker Eagle 


Search Plan **Enroll** My Academics

My Class Schedule | Add | Drop | Swap | **Term Information**

View My Grades

2020 Fall | UW-La Crosse 

Class Grades - Fall 2020

Official Grades 

Class	Description	Units	Grading	Grade	Grade Points
-------	-------------	-------	---------	-------	--------------

3. Grades and GPA for that term will appear in two sections.

▼ Class Grades - Spring 2020

Official Grades					
Class	Description	Units	Grading	Grade	Grade Points
ENG 110	College Writing	3.00	Graded	A	12.000
HIS 110	World History	3.00	Graded	AB	10.500
HP 106	Intro to Health Careers	2.00	Graded	A	8.000
MTH 150	College Algebra	4.00	Graded	A	16.000
MUS 105	Music Appreciation	2.00	Graded	A	8.000

▼ Term Statistics - Spring 2020

	From Enrollment	UWL Cumulative Total	Transfer Cumulative Total	Combined Cumulative Total
Units Toward GPA:				
Taken	14.000	27.000		27.000
Passed	14.000	27.000		27.000
Units Not for GPA:				
Taken		2.000		2.000
Passed				
GPA Calculation				
Total Grade Points	54.500	95.000		95.000
/ Units Taken Toward GPA	14.000	27.000		27.000
= GPA	3.890	3.510		3.510

Combined UWL and transfer GPA. This GPA is not used to determine academic standing. In this example, the student has no transfer credit, so combined GPA is the same as UWL GPA.

Academic Standing

Good Standing

GPA for this term only

Total GPA based on all earn credits at UWL so far. This is the GPA used to determine academic standing and Dean's List

Printer Friendly Page

4. The **Term Statistics** section shows several different GPAs. **UWL uses only the UWL Cumulative GPA** for determining academic standing, honors, athletic eligibility, and other verifications.
- From Enrollment: the GPA for that specific term
 - UWL Cumulative: your GPA using only UWL GPA credits
 - Transfer Cumulative: your GPA using only your transfer credits
 - Combined Cumulative: your GPA using both UWL and transfer credit together.

5. **Be sure to be on the most recently graded term to see your current cumulative GPAs.** Term Statistics show your GPA up through **that specific term.**
6. To find the GPA in your major, check your Advisement Report (AR). Your major GPA will be in section that lists your major's requirements.
7. To print the grades for your records, click **Printer Friendly Page** at the bottom of the screen and print from your browser. Try using a different browser if it doesn't print correctly the first time.
8. To look at a different term, click the change term button at the top.
9. **To view all terms** on one page, go back to your main page and select **Transcript: View Unofficial**. More detailed directions are in the next section