

University of Wisconsin-La Crosse



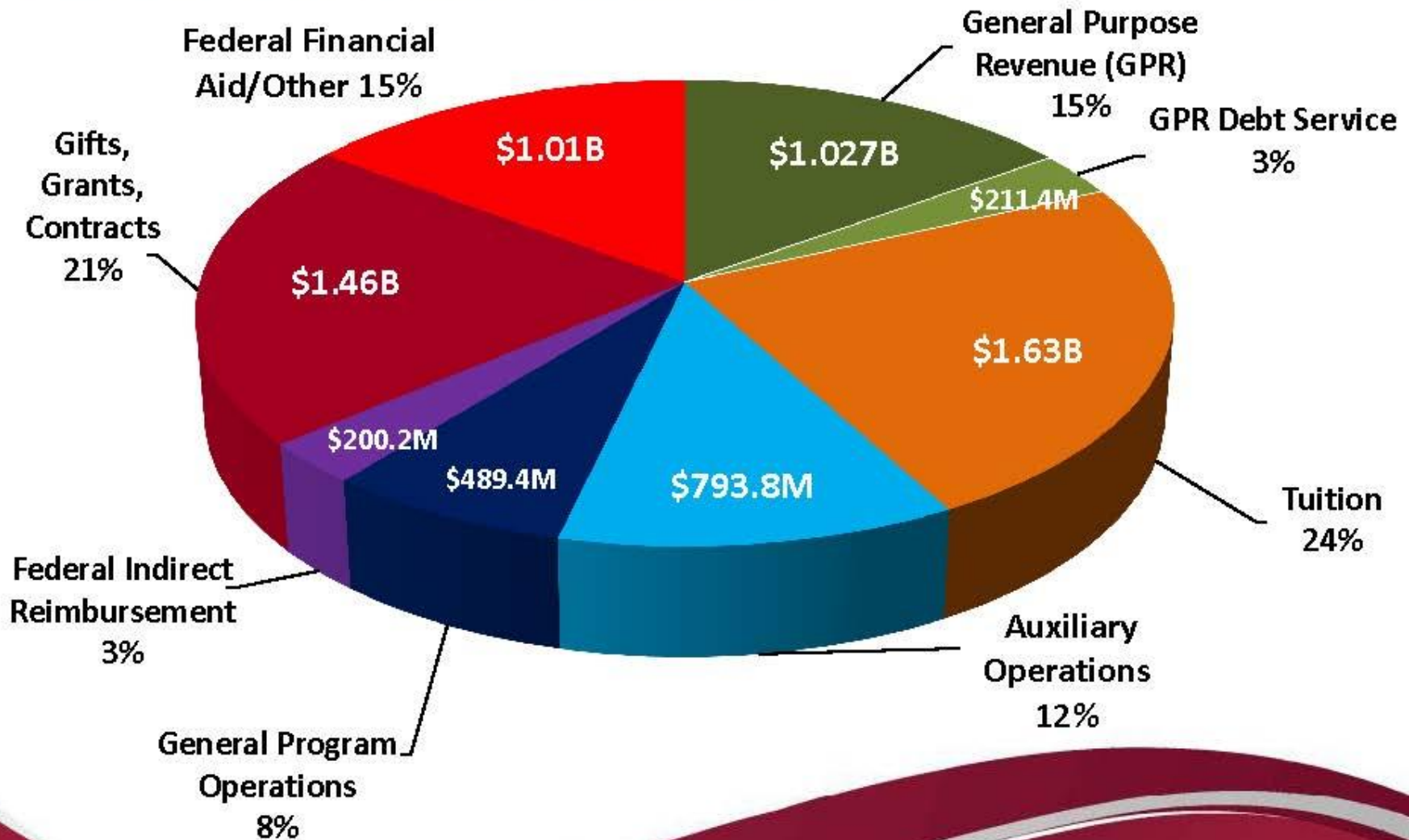
Tuition & Auxiliary Rates
Board of Regents
Fiscal Year 2023-24



Total FY23 Revenue

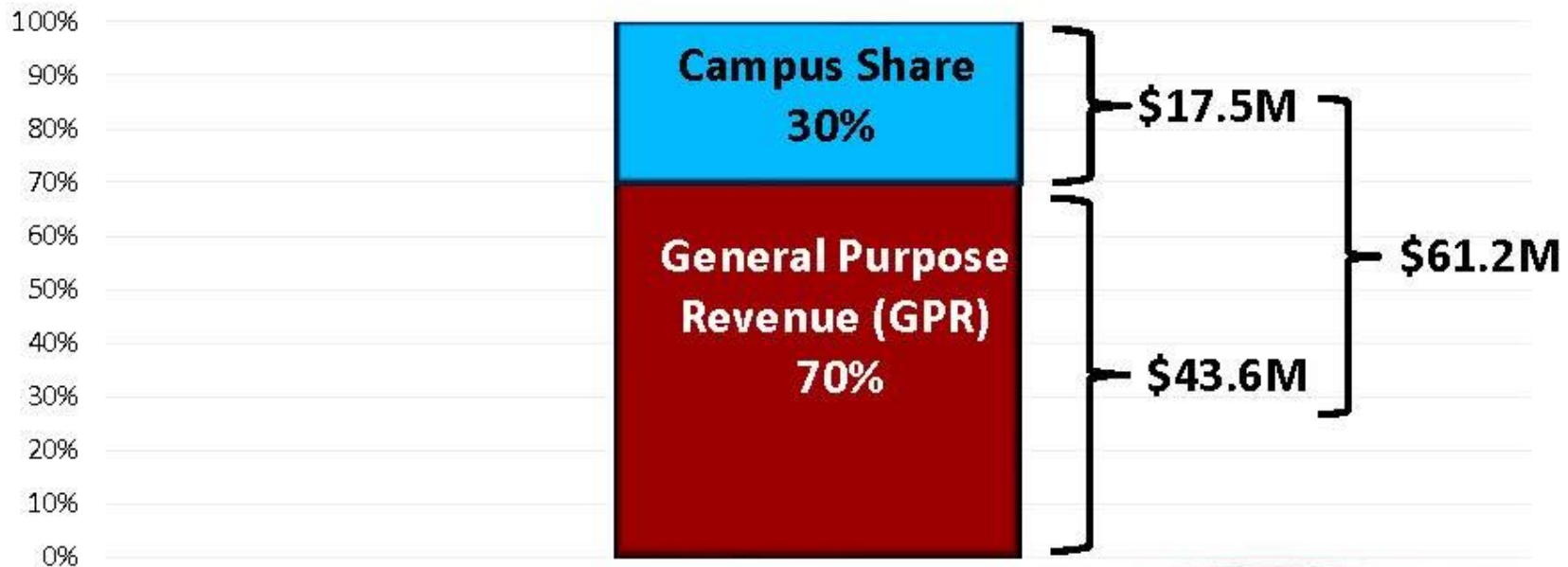


➤ *Estimated FY2022-23 Revenue: \$6.82 billion*



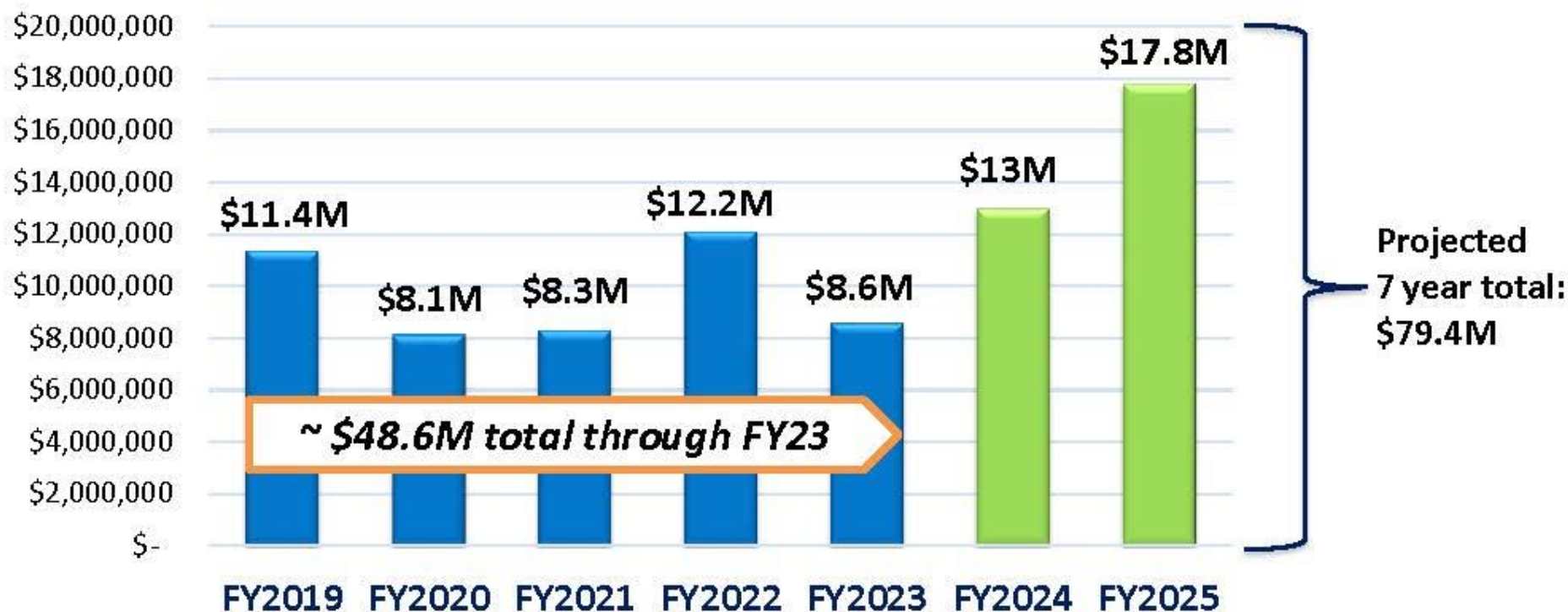
How is Pay Plan Traditionally Funded?

- Historically, Pay Plan costs are shared by state and the campus
- The Board of Regents Biennial Budget recommendation included a request to eliminate the campus share and “fully-fund” a 4% + 4% Pay Plan



➤ *Example illustrates a 4% Pay Plan increase*

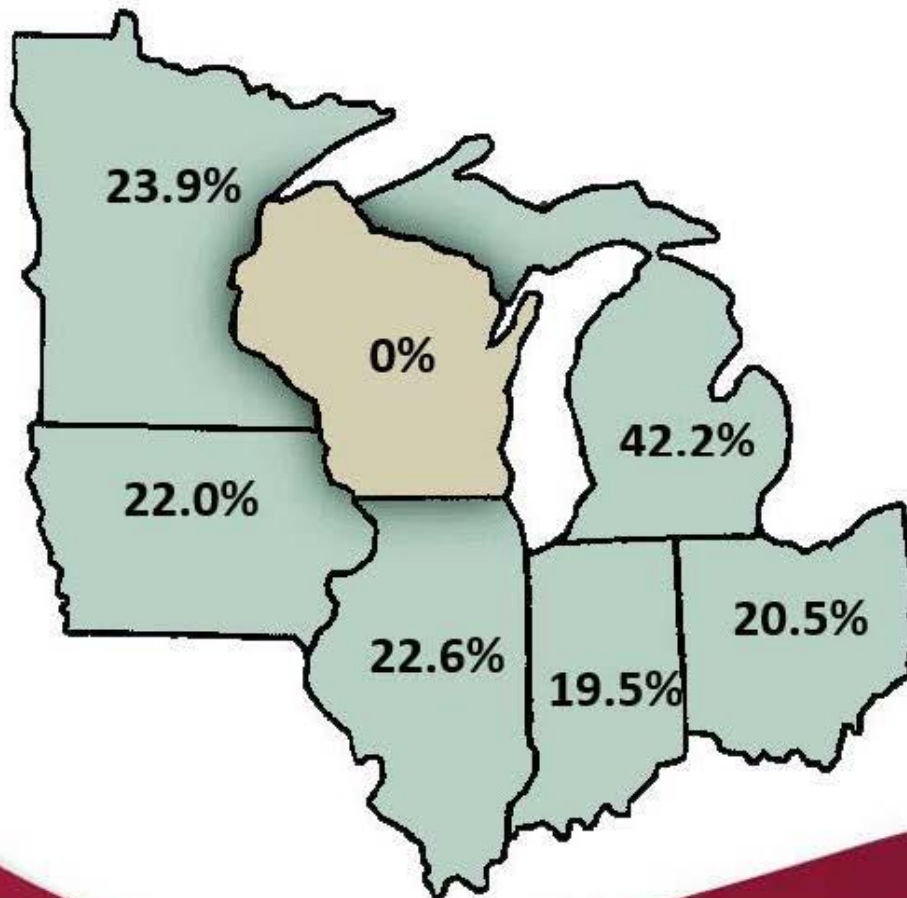
Cumulative Ongoing Impact of the Unfunded Campus Share of Pay Plan FY19 - FY25*



* FY24 and FY25 projected at 4% increase in each year

Tuition Change from 2014 to 2023

UW Comprehensive Peers*



➤ *Resident Undergraduate Tuition Only*

**During this time period, several universities in Michigan moved to a block tuition model that combines tuition and fees into a flat rate*

Resident Undergraduate Tuition and Fees

Costs paid by all students include:

Base Tuition
Rate

Campus-wide
Differential
Tuition

Segregated
Fees



Base Tuition for Resident Undergraduates

UW Campus	FY23 Base Tuition	FY24 Proposed at 4.5%	FY24 Base Tuition Total
Madison	\$ 8,273	\$ 372	\$ 8,646
Milwaukee	\$ 8,091	\$ 364	\$ 8,455
Eau Claire	\$ 6,298	\$ 283	\$ 6,582
Green Bay	\$ 6,298	\$ 283	\$ 6,582
La Crosse	\$ 6,298	\$ 283	\$ 6,582
Oshkosh	\$ 6,298	\$ 283	\$ 6,582
Parkside	\$ 6,298	\$ 283	\$ 6,582
Platteville	\$ 6,298	\$ 283	\$ 6,582
River Falls	\$ 6,298	\$ 283	\$ 6,582
Stevens Point	\$ 6,298	\$ 283	\$ 6,582
Stout	\$ 6,680	\$ 301	\$ 6,981
Superior	\$ 6,298	\$ 283	\$ 6,582
Whitewater	\$ 6,298	\$ 283	\$ 6,582
Average:	\$ 6,618	\$ 298	\$ 6,915



Campus-wide Differential Proposals

UW Campus*	Differential Name	Differential 2022-23	Proposed Increase 2023-24	Total Differential
Madison	<i>Madison Initiative</i>	\$ 1,000	\$ -	\$ 1,000
Eau Claire	<i>Blugold Commitment</i>	\$ 1,063	\$ -	\$ 1,063
Green Bay	<i>Green Bay Undergraduate Differential</i>	\$ -	\$ 240	\$ 240
LaCrosse	<i>Academic Excellence & Growth, Quality, Access</i>	\$ 1,286	\$ 106	\$ 1,392
Oshkosh	<i>Personal Development Compact</i>	\$ 124	\$ 124	\$ 248
Platteville	<i>Pioneer Potential</i>	\$ 120	\$ 230	\$ 350
River Falls	<i>Falcon Promise & Matrix Advising/First Year Experience</i>	\$ 130	\$ 195	\$ 325
Stevens Point	<i>Pointer Partnership</i>	\$ 400	\$ 130	\$ 530
Stout	<i>Access to Learning</i>	\$ 334	\$ 15	\$ 349
Superior	<i>Superior Experience</i>	\$ 237	\$ 11	\$ 248
Whitewater	<i>Advising and First Year Experience</i>	\$ 221	\$ 9	\$ 230

* UW Parkside and UW Milwaukee do not have a campus-wide differential



Summary of Proposed Tuition and Campus-wide Differentials

UW Campus	Base Tuition Resident Undergraduate			Campus-wide Differential Tuition			FY24 Total Tuition and Campus-wide Differential	\$ Change
	FY23 Base Tuition	FY24 Proposed at 4.5%	FY24 Base Tuition Total	FY23 Rate	FY24 Proposed Change	FY24 Total		
Madison	\$ 8,273	\$ 372	\$ 8,646	\$ 1,000	\$ -	\$ 1,000	\$ 9,646	\$ 373
Milwaukee	\$ 8,041	\$ 364	\$ 8,455	\$ -	\$ -	\$ -	\$ 8,455	\$ 364
Eau Claire	\$ 6,298	\$ 283	\$ 6,582	\$ 1,063	\$ -	\$ 1,063	\$ 7,645	\$ 283
Green Bay	\$ 6,298	\$ 283	\$ 6,582	\$ -	\$ 185	\$ 185	\$ 6,767	\$ 469
La Crosse	\$ 6,298	\$ 283	\$ 6,582	\$ 1,286	\$ 106	\$ 1,393	\$ 7,974	\$ 390
Oshkosh	\$ 6,298	\$ 283	\$ 6,582	\$ 124	\$ 100	\$ 224	\$ 6,806	\$ 384
Parkside	\$ 6,298	\$ 283	\$ 6,582	\$ -	\$ -	\$ -	\$ 6,582	\$ 283
Platteville	\$ 6,298	\$ 283	\$ 6,582	\$ 120	\$ 125	\$ 245	\$ 6,827	\$ 409
River Falls	\$ 6,298	\$ 283	\$ 6,582	\$ 130	\$ 125	\$ 255	\$ 6,837	\$ 409
Stevens Point	\$ 6,298	\$ 283	\$ 6,582	\$ 400	\$ 130	\$ 530	\$ 7,112	\$ 414
Stout	\$ 6,680	\$ 301	\$ 6,981	\$ 334	\$ 15	\$ 349	\$ 7,330	\$ 316
Superior	\$ 6,298	\$ 283	\$ 6,582	\$ 237	\$ 11	\$ 248	\$ 6,829	\$ 291
Whitewater	\$ 6,298	\$ 283	\$ 6,582	\$ 221	\$ 10	\$ 230	\$ 6,812	\$ 293
Average:	\$ 6,618	\$ 298	\$ 6,915	\$ 491	\$ 62	\$ 554	\$ 7,355	\$ 360

UW Campus/Program	Current Differential or Additional Tuition	FY24 Proposed Increase	FY24 Total	Estimated Number of Resident Students Affected by Increase in Fall '23 (FTE)
Engineering				
Madison	\$ 1,400	\$ 600	\$ 2,000	2,158
Milwaukee	\$ 519	\$ 881	\$ 1,400	1,074
Platteville	\$ -	\$ 1,400	\$ 1,400	2,030
Stevens Point	\$ -	\$ 827	\$ 827	90
Stout (except Mechanical Engineering)	\$ -	\$ 1,500	\$ 1,500	306
Stout (Mechanical Engineering)	\$ 1,400	\$ 100	\$ 1,500	185
Nursing				
Madison	\$ -	\$ 1,000	\$ 1,000	225
Eau Claire	\$ -	\$ 950	\$ 950	177
Green Bay	\$ -	\$ 288	\$ 288	140
Oshkosh	\$ -	\$ 360	\$ 360	67
Biomedical/Health Sciences				
Milwaukee	\$ -	\$ 1,000	\$ 1,000	125
River Falls	\$ -	\$ 360	\$ 360	101
Stevens Point	\$ -	\$ 493	\$ 493	772
Business				
Madison	\$ 1,000	\$ 1,000	\$ 2,000	1,539
La Crosse	\$ -	\$ 192	\$ 192	2,453
Computer Science				
Green Bay	\$ -	\$ 700	\$ 700	50
Platteville	\$ -	\$ 700	\$ 700	132
Cybersecurity				
Platteville	\$ -	\$ 700	\$ 700	52
Construction Management				
Platteville	\$ -	\$ 700	\$ 700	286
Fine Arts (Animation & Digital Media; Game Design & Development, etc.)				
Stout	\$ -	\$ 600	\$ 600	356

Estimated number of resident students affected by increase:

12,318



Nonresident Undergraduate Tuition

UW Campus	NONRESIDENT TUITION				Total Number of Nonresident FTEs*	\$ Variance of FY24 Nonresident over Resident
	FY23 Nonresident Tuition	FY24 Nonresident Tuition	% Change FY23/FY24	\$ Change FY23/FY24		
Madison	\$ 34,904	\$ 36,042	3.3%	\$ 1,137	13,733	\$ 27,396
Milwaukee	\$ 19,956	\$ 20,455	2.5%	\$ 499	550	\$ 12,000
Eau Claire	\$ 15,011	\$ 15,821	5.4%	\$ 811	431	\$ 9,240
Green Bay	\$ 14,516	\$ 15,169	4.5%	\$ 653	289	\$ 8,588
La Crosse	\$ 15,118	\$ 15,622	3.3%	\$ 504	344	\$ 9,040
Oshkosh	\$ 13,871	\$ 14,495	4.5%	\$ 624	326	\$ 7,914
Parkside	\$ 14,568	\$ 15,216	4.4%	\$ 648	432	\$ 8,634
Platteville	\$ 15,236	\$ 15,541	2.0%	\$ 305	117	\$ 8,959
River Falls	\$ 14,291	\$ 14,863	4.0%	\$ 572	163	\$ 8,281
Stevens Point	\$ 15,002	\$ 15,602	4.0%	\$ 600	231	\$ 9,020
Stout	\$ 14,947	\$ 15,545	4.0%	\$ 598	299	\$ 8,564
Superior	\$ 13,871	\$ 14,495	4.5%	\$ 624	287	\$ 7,914
Whitewater	\$ 15,474	\$ 16,247	5.0%	\$ 774	1,299	\$ 9,665

18,501

* does not include students from Minnesota covered under the Minnesota-Wisconsin Higher Education Reciprocity Agreement



Nonresident Graduate Tuition

UW Campus	NONRESIDENT GRADUATE TUITION*				Total Number of Nonresident FTEs*	\$ Variance of FY24 Nonresident over Resident
	FY23 Nonresident Graduate Tuition	FY24 Nonresident Graduate Tuition	% Change FY23/FY24	\$ Change FY23/FY24		
Madison	\$ 24,054	\$ 24,054	0.0%	\$ -	1,897	\$ 18,691
Milwaukee	\$ 24,132	\$ 24,132	0.0%	\$ -	576	\$ 18,781
Eau Claire	\$ 18,603	\$ 19,608	5.4%	\$ 1,005	136	\$ 15,293
Green Bay	\$ 17,551	\$ 18,341	4.5%	\$ 790	77	\$ 14,343
La Crosse	\$ 18,497	\$ 18,960	2.5%	\$ 463	116	\$ 14,704
Oshkosh	\$ 17,798	\$ 18,154	2.0%	\$ 356	29	\$ 13,650
Parkside	\$ 17,622	\$ 18,414	4.5%	\$ 792	41	\$ 14,220
Platteville	\$ 17,191	\$ 18,050	5.0%	\$ 860	121	\$ 13,939
River Falls	\$ 17,274	\$ 18,138	5.0%	\$ 864	28	\$ 9,955
Stevens Point	\$ 17,706	\$ 18,414	4.0%	\$ 708	60	\$ 14,381
Stout	\$ 15,735	\$ 16,365	4.0%	\$ 629	126	\$ 15,971
Superior	\$ 16,771	\$ 16,771	0.0%	\$ -	18	\$ 12,951
Whitewater	\$ 18,516	\$ 19,442	5.0%	\$ 926	98	\$ 15,013

3,323

*excludes UW-Madison Schools of Law; Medicine; Health Professions; Pharmacy; and Veterinary approved on 12/8/2022



Resident Graduate Tuition

UW Campus	RESIDENT GRADUATE TUITION *				Total Number of Resident Students (FTEs)
	FY23 Resident Graduate Tuition	FY24 Resident Graduate Tuition	% Change FY23/FY24	\$ Change FY23/FY24	
Madison	\$ 10,728	\$ 10,728	0.0%	\$ -	1,206
Milwaukee	\$ 10,701	\$ 10,701	0.0%	\$ -	1,243
Eau Claire	\$ 8,188	\$ 8,630	5.4%	\$ 442	121
Green Bay	\$ 7,996	\$ 8,356	4.5%	\$ 360	166
La Crosse	\$ 8,511	\$ 8,724	2.5%	\$ 213	324
Oshkosh	\$ 8,108	\$ 8,270	2.0%	\$ 162	295
Parkside	\$ 8,028	\$ 8,388	4.5%	\$ 360	89
Platteville	\$ 7,831	\$ 8,223	5.0%	\$ 392	82
River Falls	\$ 7,793	\$ 8,183	5.0%	\$ 390	118
Stevens Point	\$ 8,066	\$ 8,389	4.0%	\$ 323	289
Stout	\$ 7,090	\$ 7,303	3.0%	\$ 213	285
Superior	\$ 7,640	\$ 7,640	0.0%	\$ -	191
Whitewater	\$ 8,436	\$ 8,858	5.0%	\$ 422	389
					4,798

*excludes UW-Madison Schools of Law; Medicine; Health Professions; Pharmacy; and Veterinary approved on 12/8/2022

FY24 Average Cost of Attendance for Resident Undergraduate



Total Proposed Change in Cost of Attendance for Resident Undergraduates

UW Campus	Tuition	Segregated Fees	Room Rate	Meal Plan	FY24 Total Cost of Attendance	Total \$ Change over FY23	Total % Change over FY23
Madison	\$ 9,646	\$ 1,569	\$ 7,433	\$ 4,350	\$ 22,999	\$ 669	3.0%
Milwaukee	\$ 8,455	\$ 1,565	\$ 6,297	\$ 4,433	\$ 20,749	\$ 743	3.7%
Eau Claire	\$ 7,645	\$ 1,492	\$ 5,325	\$ 3,700	\$ 18,162	\$ 602	3.4%
Green Bay	\$ 6,767	\$ 1,575	\$ 4,925	\$ 3,100	\$ 16,367	\$ 796	5.1%
La Crosse	\$ 7,974	\$ 1,503	\$ 4,423	\$ 2,922	\$ 16,822	\$ 735	4.6%
Oshkosh	\$ 6,806	\$ 1,452	\$ 5,358	\$ 3,581	\$ 17,197	\$ 732	4.4%
Parkside	\$ 6,582	\$ 1,273	\$ 5,072	\$ 3,019	\$ 15,945	\$ 644	4.2%
Platteville	\$ 6,827	\$ 1,269	\$ 5,220	\$ 3,310	\$ 16,626	\$ 760	4.8%
River Falls	\$ 6,837	\$ 1,588	\$ 4,808	\$ 2,780	\$ 16,013	\$ 822	5.4%
Stevens Point	\$ 7,112	\$ 1,562	\$ 4,850	\$ 3,650	\$ 17,174	\$ 692	4.2%
Stout	\$ 7,330	\$ 1,558	\$ 4,950	\$ 3,418	\$ 17,256	\$ 719	4.4%
Superior	\$ 6,826	\$ 1,661	\$ 4,656	\$ 2,998	\$ 16,141	\$ 556	3.6%
Whitewater	\$ 6,812	\$ 1,232	\$ 4,694	\$ 2,976	\$ 15,714	\$ 714	4.8%

Average: \$ 7,355 \$ 1,485 \$ 5,232 \$ 3,403 \$ 17,474 \$

706

4.2%

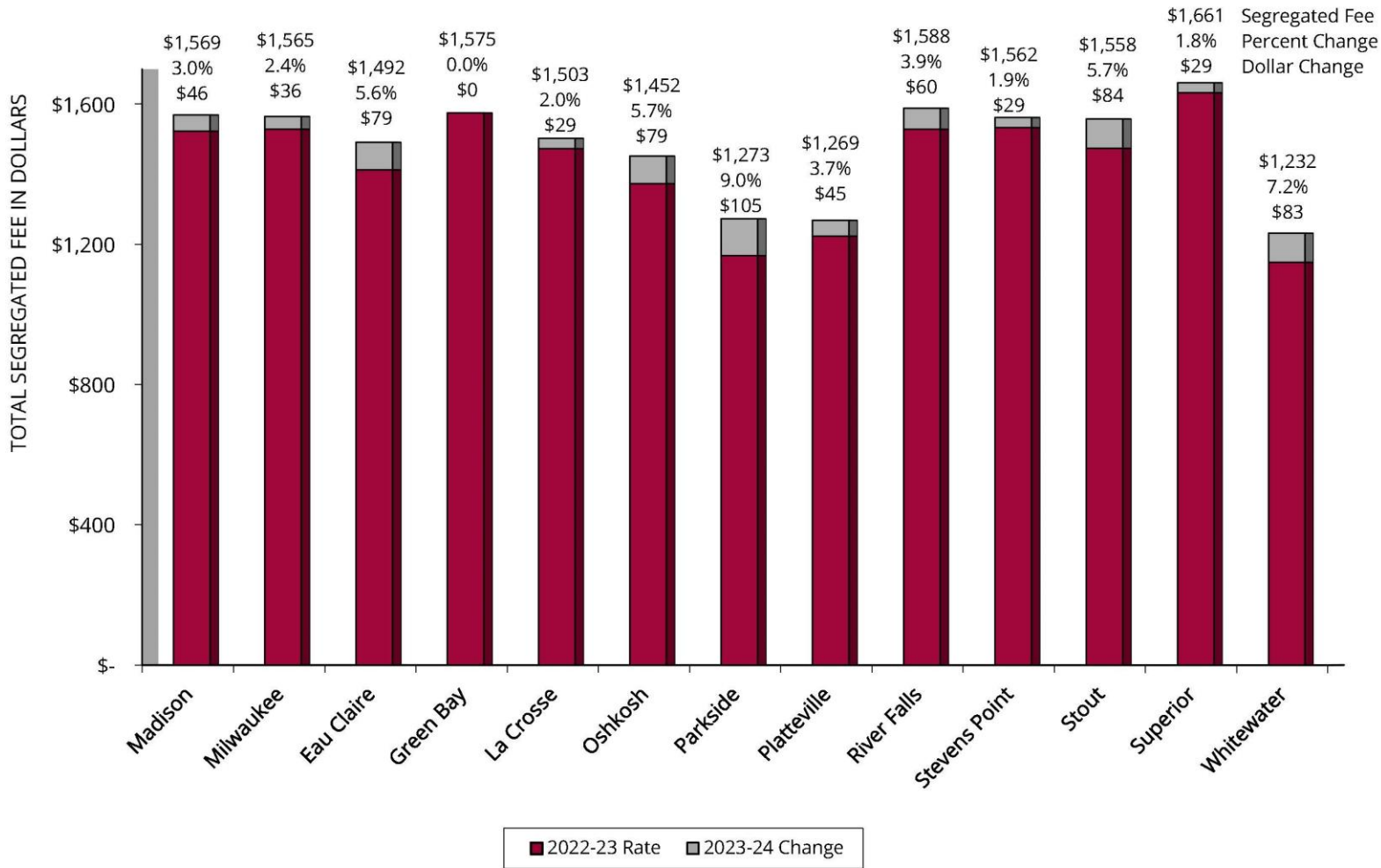
Rate Recommendation: Segregated Fees



Summary of Proposed Segregated Fee Rates

UW Campus	SEGREGATED FEES		
	FY23 Segregated Fee	FY24 Proposed Change	FY24 Segregated Fee Rate
Madison	\$ 1,523	\$ 46	\$ 1,569
Milwaukee	\$ 1,529	\$ 36	\$ 1,565
Eau Claire	\$ 1,413	\$ 79	\$ 1,492
Green Bay	\$ 1,575	\$ -	\$ 1,575
La Crosse	\$ 1,473	\$ 29	\$ 1,503
Oshkosh	\$ 1,373	\$ 79	\$ 1,452
Parkside	\$ 1,168	\$ 105	\$ 1,273
Platteville	\$ 1,224	\$ 45	\$ 1,269
River Falls	\$ 1,528	\$ 60	\$ 1,588
Stevens Point	\$ 1,533	\$ 29	\$ 1,562
Stout	\$ 1,474	\$ 84	\$ 1,558
Superior	\$ 1,632	\$ 29	\$ 1,661
Whitewater	\$ 1,149	\$ 83	\$ 1,232
	\$ 1,430	\$ 54	\$ 1,485

University of Wisconsin System
 2023-24 Academic Year Segregated Fees
 Four-Year Campuses
 (Divide by two for Semester Rates)



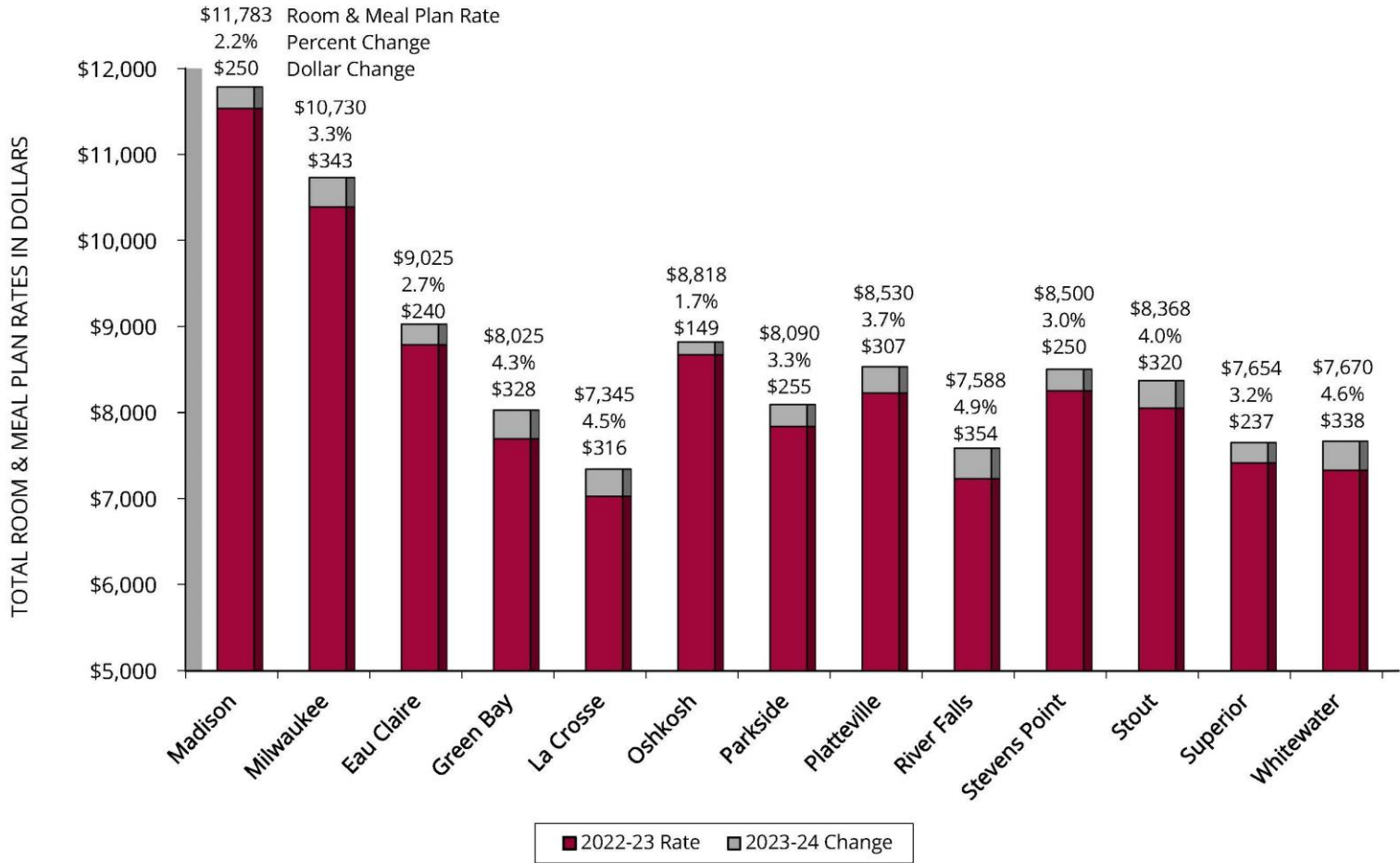
**FY24 Rate
Recommendation:
Room and Board**

Summary of Proposed Room and Board Rates

UW Campus	FY23 Room Rate	FY24 Room Rate	\$ Change	FY23 Meal Plan	FY24 Meal Plan	\$ Change	Total Room and Board \$ Change	Total Room and Board % Change
Madison	\$ 7,233	\$ 7,433	\$ 200	\$ 4,300	\$ 4,350	\$ 50	\$ 250	2.2%
Milwaukee	\$ 6,113	\$ 6,297	\$ 184	\$ 4,274	\$ 4,433	\$ 159	\$ 343	3.3%
Eau Claire	\$ 5,325	\$ 5,325	\$ -	\$ 3,460	\$ 3,700	\$ 240	\$ 240	2.7%
Green Bay	\$ 4,748	\$ 4,925	\$ 177	\$ 2,950	\$ 3,100	\$ 150	\$ 327	4.2%
La Crosse	\$ 4,233	\$ 4,423	\$ 190	\$ 2,796	\$ 2,922	\$ 126	\$ 316	4.5%
Oshkosh	\$ 5,209	\$ 5,358	\$ 149	\$ 3,460	\$ 3,581	\$ 121	\$ 270	3.1%
Parkside	\$ 4,935	\$ 5,072	\$ 137	\$ 2,900	\$ 3,019	\$ 119	\$ 255	3.3%
Platteville	\$ 5,113	\$ 5,220	\$ 107	\$ 3,110	\$ 3,310	\$ 200	\$ 307	3.7%
River Falls	\$ 4,584	\$ 4,808	\$ 224	\$ 2,650	\$ 2,780	\$ 130	\$ 354	4.9%
Stevens Point	\$ 4,750	\$ 4,850	\$ 100	\$ 3,500	\$ 3,650	\$ 150	\$ 250	3.0%
Stout	\$ 4,830	\$ 4,950	\$ 120	\$ 3,218	\$ 3,418	\$ 200	\$ 320	4.0%
Superior	\$ 4,477	\$ 4,656	\$ 179	\$ 2,940	\$ 2,998	\$ 58	\$ 237	3.2%
Whitewater	\$ 4,517	\$ 4,694	\$ 177	\$ 2,815	\$ 2,976	\$ 161	\$ 338	4.6%
Average:	5,082	5,232	150	3,259	3,403	144	294	3.5%

reflects average cost for the majority of students

University of Wisconsin System
 2023-24 Room & Meal Plan Rates - Average Cost for the Majority of Students
 Four-Year Campuses





Questions & Answers