

Strategies for Educational Research

Murphy Library
University of Wisconsin – La Crosse
Learning Communities
Spring 2009

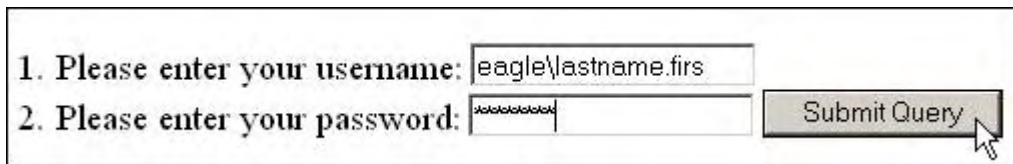


Off-Campus Access to Library Databases

Instructions for Connecting to Library Resources from Off-Campus

1. Begin at the Murphy Library homepage (<http://www.uwlax.edu/murphylibrary>). Select a database to search.
2. You will be asked for a username and password.
3. In the username box, enter the word **eagle**, then enter a backslash (\), then enter your UW-L email login (lastname.firs).
4. In the password box, type your student ID or your 8 digit UW-L email password.

Example:



1. Please enter your username:

2. Please enter your password:

What is your email username and password?

- Most UW-L email **usernames** follow this format: first 8 letters of your last name followed by a dot (.) followed by the first 4 letters of your first name.
- Most UW-L email **passwords** are the last 4 digits of your student ID followed by your 2-digit birth month, followed by your 2-digit birth date.

For assistance with your username or password, please contact the ITS Support Desk at 785-8774. Once your UW-L email username and password are accurate and functional, you will be able to access library databases.

Critical Websites for ME-PD Members

<http://www.uwlax.edu/murphylibrary/Learningcommunities/index.html>

Resources for ME-PD Learning Communities

The following resources have been made available for students enrolled in the **Master of Education-Professional Development Program**. However, they may be of interest to any students taking classes in the field of education.

Getting to library resources from off campus:

Delivery of Murphy Library materials to LC members (PDF file)

The **Resources for Distance Learners** web page includes information on:

- Logging in to **databases from off campus**
- **Delivery of books** (and more) to your off-campus address
- Ways to find library resources in your community

The Research Process

Education Search Guide. A framework for starting education research at Murphy Library.

Finding Education Articles. Answers common questions related to finding articles.

Searching EBSCOhost databases - ERIC (PDF). A set of mini-exercises for searching EBSCOhost databases using basic and advanced search techniques. Focuses on ERIC but can be used with any EBSCOhost database..

ME-PD projects. Examples of seminar papers, theses, and articles written by students in the UW-L ME-PD program.

Learning Community PowerPoint (opens in new window). A PowerPoint presentation given to previous Learning Communities.

Learning Community Handout Packet (PDF). The packet of handouts distributed during hands-on Learning Community/Murphy Library instruction sessions.

<http://www.uwlax.edu/murphylibrary/distance/index.html>

Resources for Distance Learners

Finding Books

Murphy Library Catalog. Access all libraries in the UW System (and beyond), request materials, renew materials, etc.

Universal Borrowing. Borrow materials from other UW libraries in 2-4 days. **No home delivery**--pick up materials at full text information. UW library closest to you.

Worldcat. A huge catalog of library materials in libraries around the world.

Other Libraries. Locally and globally.

Map of all 26 UW-System Schools

Borrowing privileges for UW-L, for the community, and for local libraries

Getting Help

▶ ▶ **Getting Started**. A template for research at a distance. **Important!**

Ask a Reference Question (Or call the Reference Desk at 608 785-8508 or toll-free at 800-881-4454)

Individual Research Consultation. Either in the library or over the phone, meet individually with a librarian for research assistance.

Finding Articles

Login Information. Detailed instructions about usernames and passwords necessary for off-campus access to Murphy Library databases.

What is Full Text? Explains the where's, how's, and why's of

Finding a Periodical. When you know the name of a magazine or journal, and you want to know if it is in any full text databases at Murphy.

How to Get Full Text

This PDF document shows how to get full text for a citation found in an article database.

Delivery of Materials

Delivery for Distance Learners. Explains the procedures to have materials delivered to your home.

Request Form (ILLiad). Remember, you must meet the criteria for delivery, and you must identify yourself as a student enrolled in a distance learning class or program.

Circulation Services. Includes information on borrowing periods, fines, etc.



ONLINE SEARCHING: PRINCIPLES & SPECIFICS

These fundamental search techniques can be applied to many of the online information resources available through Murphy Library. For more information, please contact a reference librarian.

Searching Principles: The Big Three

These are the most commonly used, basic search techniques necessary for effective searching.

- o **Phrases:** When you need to make sure that two or more words are adjacent to each other.
- o **Boolean Operators / Connectors:** Using words or symbols between your search terms to specify how those terms will be processed together. Includes AND, OR, and NOT.
 - o **AND** finds only items that contain both of the search terms (limits results)
 - o **OR** finds items that contain either one of the search terms (expands results)
 - o **NOT** eliminates items that contain that term (limits results)

Use parentheses when combining connectors.

Example: (ethics or morals) and medicine

- o **Wildcards / Truncation:** Using a symbol to replace a letter or group of letters. Allows you to search for many variations of a word at one time.
- Example: ethic* finds ethic, ethics, ethical, and ethically

Specifics: Applying the Principles

	PHRASES	WILDCARDS/ TRUNCATION	AND	NOT	OR
Library Catalog <ul style="list-style-type: none"> • Keyword Search • Boolean Search • Author/Title/Subject Heading Searches • Advanced Search 	Quotes " " Quotes " " Automatic (beginning of headings) menu choice	? ? Automatic ?	+ and N/A menu	! not N/A menu	default or N/A menu
EBSCOhost databases like ERIC, Professional Development Collections and Academic Search Premier	Automatic	? (single character) * (many characters)	and	not	or
CQ Researcher	Quotes " "	? (single character) * (many characters)	automatic	not	or
FirstSearch databases like Dissertation Abstracts	Quotes " "	# (single character) * (many characters)	and	not	or
Proquest Databases like Newspapers (ProQuest)	2 words: Automatic 3+ words: Quotes " "	? (single character) * (many characters)	and	and not	or
Google	Quotes " "	N/A	+	-	OR

Finding Specific Periodicals

How do I know if Murphy Library has access to a specific magazine or journal in any format—whether online through a database, in paper, in microfilm, etc.?

- Use the **Periodicals Locator**, which identifies where you can find periodicals in the library, in databases available to UW-L students, and in other libraries in La Crosse.

Title Subject Advanced CitationLinker

0-9 A B C D E F G H I J K L M N O P Q R S T U V W X Y Z Others

Title: Starts with Contains **Go**

Powered by SFX

After October 29, 2007, holdings for WTC, the Tomah VA Hospital and Viterbo University will no longer be included in the Periodicals Holdings Search. The following libraries maintain their own journal lists at the following sites: **WTC Periodicals List** | **Viterbo University Periodicals List**.

- The example below shows that the *Journal of Educational Research* is available in 4 different locations, including two different databases and two places within Murphy Library. The display shows which years are available in which locations.

Source: The Journal of educational research [0022-0671]

- [Full Text Online](#) E-Journals @ Murphy Library/Metapress Journals

Available from 2004 volume: 97 issue:3
- [Full Text Online](#) EBSCOhost Academic Search Premier

Available from 1974
- [Murphy Library Holdings:](#) Current issues @ Murphy Library

Available from 2008 volume: 102
- [Murphy Library holdings:](#) Microfilm @ Murphy Library

Available from 1920 volume: 1 until 2007 volume: 101
- [Questions??](#) Ask a Librarian
- [Frequently Asked Questions](#) GetTeXt FAQ

What is GetTeXt?



What is GetTeXt?

- GetTeXt is a system that connects many of the library's 200+ databases using the Periodicals Locator (see previous page) to find articles.

Where do I find GetTeXt?

- It shows up as an orange (usually) button in your search results.

What does GetTeXt do?

1. If the article is available full text in another database (other than the one you are currently using) it will find the article and try to link you to it.
2. If the article is available somewhere in paper or microfilm in Murphy Library, it will tell you and provide a link to the library catalog where you can learn more.
3. If the article is not available electronically or in paper, GetTeXt provides a link to the Interlibrary Loan form, and automatically fills in the form.
4. GetTeXt also provides links to other help resources
 - a. Citation generator
 - b. Direct link to periodicals librarian

GetTeXt @ Murphy Library

Title: Learning Separately: The Case for Single-Sex Schools
Source: Education next [1539-9664] Meyer, Peter yr.2008 vol.8 iss.1 pg.10 -21

[Full Text Online](#) DOAJ Directory of Open Access Journals
Available from 2001

[Full Text Online](#) Free E- Journals
Available from 2001

[Cite It](#) Choose from APA, MLA, Chicago, or CBE
Disclaimer: Please refer to individual citation guides (available in the library: read or your instructor as the final authority for style format.

[Questions??](#) Ask a Librarian

[Frequently Asked Questions](#) GetTeXt FAQ

Guide to Research at a Distance

Step 1: Determine which libraries are in your area.

Often, the fastest route to library materials is the public or university library in your area. Make sure you are aware of these important local resources. As an enrolled student at UW-L you are eligible to use the facilities and their resources of all UW-System libraries. Use the online guide to find [Other Libraries](#) in your area and a [Map of All 26 UW System Schools](#).

Step 2. Find articles available to view, print, etc. online.


Consult the "Finding Articles" links on the [Resources for Distance Learners Page](#). This will lead you to off-campus access to information databases, many of which contain full text articles.

Remember, Murphy Library subscribes to many full text databases. If a magazine or journal is not available full text in one database, it might be in another. The way to find out if a magazine or journal is available in a full text database (or on the library shelves) is to type the name of the magazine or journal into the [Periodicals Locator](#).

Step 3. Find books, videos, etc.


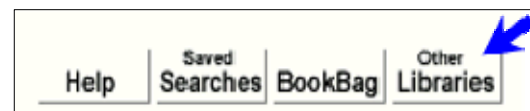
Search the [Library Catalog](#) for books, videos, etc.

You can log in to the Library Catalog and check the status of your requests, renew materials, etc. from home.



Do not just limit yourself to holdings within Murphy Library. Make sure you search other UW-System libraries at the same time, using the Other Libraries area of the Murphy Catalog. Instructions are as follows:

1. Select Other Libraries from the buttons near the top of the Library Catalog.
2. Then, select ALL UB Libraries.
3. If you find an interesting title, you can order it using Interlibrary Loan. Books will be delivered to your home.



Step 4. Request materials from local libraries

If you found materials that are not available online, try one of the following for fastest results:

- ❑ Contact your local public library or college library, and look for the materials there.
- ❑ Ask your local public library about their interlibrary loan service. Use this for books, articles, videos, etc. that are not available in Murphy Library. It may be more convenient and faster than going through Murphy Library's interlibrary loan service.

Step 5. Request materials from Murphy Library

If you were not able to find the materials you need online or at a local library, you may request them from Murphy Library. Details are available at the [Delivering Materials to Distance Learners](#) website, including the [Delivery Request Form \(ILLiad\)](#).

Step 6. Request research assistance

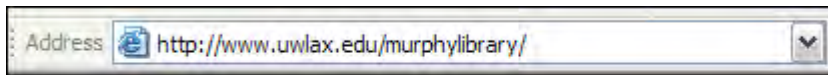
A number of resources are available to help you with your research. Most are available on the [Resources for Distance Learners](#) web page. In addition, remember to use the reference services at your local library or local college. Most libraries offer free walk-up or telephone reference service.

Murphy Library Reference Desk:

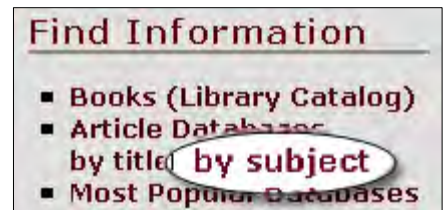
Phone: 608 785-8508 or (800) 881-4454
Email: refemail@uwlax.edu

-
- ❑ Find this guide with live links at:
<http://www.uwlax.edu/murphylibrary/distance/distanceguide.html>
 - ❑ Find the Murphy Library Distance Learning Resources web page at:
<http://www.uwlax.edu/murphylibrary/distance/>

1. Connect to Murphy Library's web pages.




2. Find the link to Article Databases "by subject" and explore the *Education Subject Resources* page.



3. Connect to an EBSCOHost database such as ERIC *(The exercises below are designed for ERIC but can be used with little modification for any EBSCOhost database. Make sure to use the ADVANCED SEARCH for these exercises.)*

Conduct a very simple search just to get the feel of the database. Enter a word or two, and click the **Search** button.

 What kind of articles did you find? How many? Are any of them available to read on the screen? Are some of them available at Murphy Library?

4. Use the connector "AND" to get fewer results.


1. Start this exercise at **ERIC's** opening screen. Do a simple search for a single word or phrase. Look at your results.

2. Now add another related word or phrase using "and."

Examples:

Find:	magnet schools
and	school choice

Find:	computers
and	phonics

 Did you get too many articles? Too few? If you found too many, try adding a third "and" phrase. The more you "and," the fewer results you get.

5. Use the connector "OR" to get more results.


1. Start a new search, using the Advanced Search. Do a simple search for a single word or phrase (or use the same one as in exercise four).

2. Now do another search, but this time add a synonym using "or."

Examples:

Find:	teenagers
or	teens
or	adolescents

Find:	internet
or	web

 "OR" allows you to use synonyms to find more articles. Did you find too many articles with your "or" search? How else can you find synonyms to use?

6. Combine OR and AND.

1. Start a **New Search**.
2. Try a complex search using "or" and "and." Put synonyms all on the same line or use parentheses.

Examples

Find:

and

Find:

7. Use TRUNCATION.


1. Start a **New Search**.
2. Think of a word that could end in a number of different ways (such as teen, teens, teenager, teenagers). Search for the word root followed by the **asterisk** symbol (found on the "8" key).

Examples

Find:

and

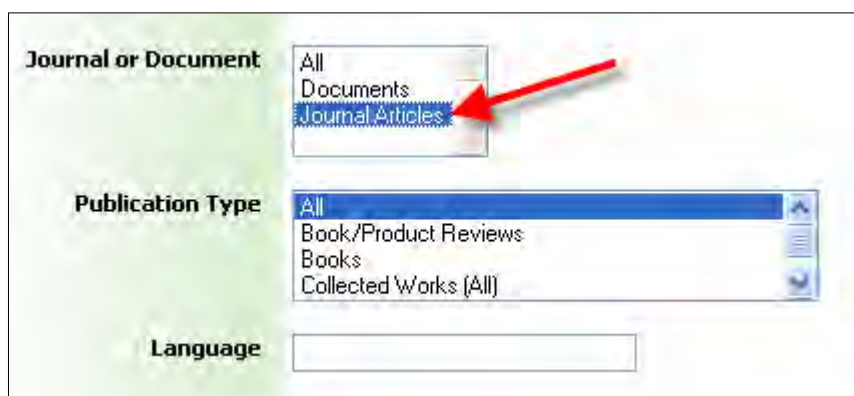
Find:

 Were your results what you expected? What happens if you put the truncation symbol too far forward in a word? Too far back? What problems can truncation cause?

8. Limit to ERIC Journals.

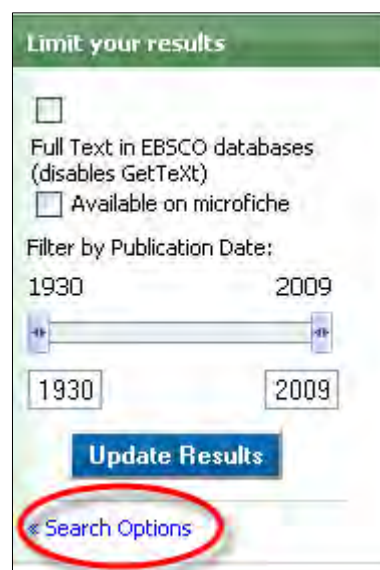
(Note: if you are searching a database other than ERIC, instead of limiting to journals, find a limiter that makes sense for your specific search.)

1. Start a new search.
2. Enter a search term or two. Do NOT run the search yet.
3. Scroll down to the **Limit your results** area.
4. Select **Journal Articles**.



The screenshot shows a search interface with three filter sections. The first section, 'Journal or Document', has a dropdown menu open with 'All', 'Documents', and 'Journal Articles' visible. A red arrow points to 'Journal Articles'. The second section, 'Publication Type', has a dropdown menu open with 'All', 'Book/Product Reviews', 'Books', and 'Collected Works (All)' visible. The third section, 'Language', has an empty text input field.

You can always add or remove search limiters by selecting **Search Options** on the right side of the screen.



The screenshot shows a 'Limit your results' panel. It contains several options: a checkbox for 'Full Text in EBSCO databases (disables GetText)', a checkbox for 'Available on microfiche', and a 'Filter by Publication Date' section with a range from 1930 to 2009 and a slider. Below these is an 'Update Results' button and a link for 'Search Options' which is circled in red.

📌 Take a look at some of your results. Can you see that they are articles in journals? What are some other meaningful ways in which you can limit your searches?

8. Email citations and abstracts to yourself.

1. At the **Results List**, add an article or two to your folder.

5. [The Wisdom of Class-Size Reduction](#)

. By: Graue, Elizabeth; Hatch, Kelly; Rao, Kalpana. American Educational Research Journal, v44 n3 p670-700 2007. (EJ782068)
In this study, the authors explore the implementation of a statewide *class-size* reduction program in nine high-poverty schools. Through qualitative methods, they examined how schools used *class-size* reduction to change staffing patterns and instructional programs. Requiring changes in space allocation, *class-size* reduction was accomplished through attention to pupil:teacher ratio, with *classes* ranging from 15:1 to 30:2 team taught. Most partner *classes* used tag-team teaching, with one teacher leading and the other doing clerical work. Working without specific professional development to enhance teaching in smaller *classes*, it made sense that teachers continued to solo practice. *Class-size* reduction is both a programmatic and instructional reform, and as such, it requires specific professional development to promote change. (Contains 3 tables and 3 notes.)

 [Add to folder](#)

2. Click on the *Folder* link at the top of the screen

[Sign In to My EBSCOhost](#) ...  [Folder](#) 

3. Explore some of the options in the *Folder* area. If you create an account with EBSCOhost, you can save items in your *Folder* indefinitely.

9. Check the Periodicals Holdings Search to find out in which database a specific periodical is located

1. Go to the Murphy Library home page.

2. Click on the **Periodicals Locator** tab.

[Library Catalog](#) [Article Search](#) [Periodicals Locator](#) [Site Search](#)

Enter Journal Title Starts with Contains Exact

3. Enter the name of a periodical (not an article, not a subject, not an author).

Enter Journal Title Starts with