

# How to Self-Report Private or Outside Scholarships and Other Financial Aid

**Step 1:** Log into your WINGS Student Center

## Step 2:

Go to Finances

**CLICK**  
Report Other  
Financial Aid



**Finances**

**My Account**  
[Account Inquiry](#)

**Financial Aid**  
[View Financial Aid](#)  
[Accept/Decline Awards](#)  
[Report Other Financial Aid](#)

other financial...

**Account Summary**

**You owe**

- Past Due
- Due

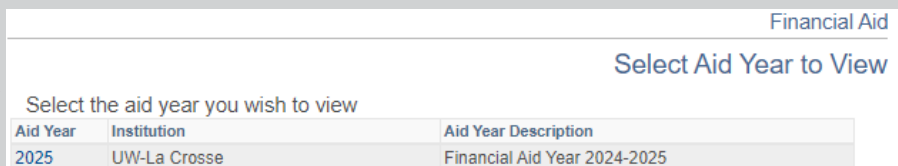
Currency used is US Dollar.

[Student Choice Refund](#)  
[Make a Deposit/Payment](#) [View My Bill](#) [Grant Access to View/Pay Bill](#)

## Step 3:

Select Aid Year

**CLICK**



Financial Aid

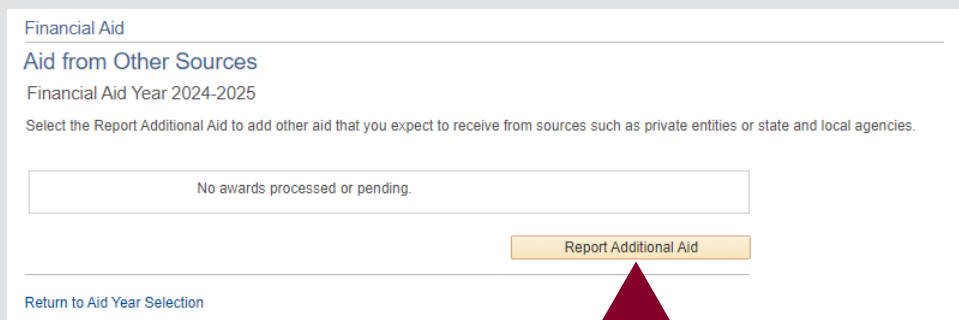
Select Aid Year to View

Select the aid year you wish to view

Aid Year	Institution	Aid Year Description
2025	UW-La Crosse	Financial Aid Year 2024-2025

## Step 4:

**SELECT** Report  
Additional Aid



Financial Aid

Aid from Other Sources

Financial Aid Year 2024-2025

Select the Report Additional Aid to add other aid that you expect to receive from sources such as private entities or state and local agencies.

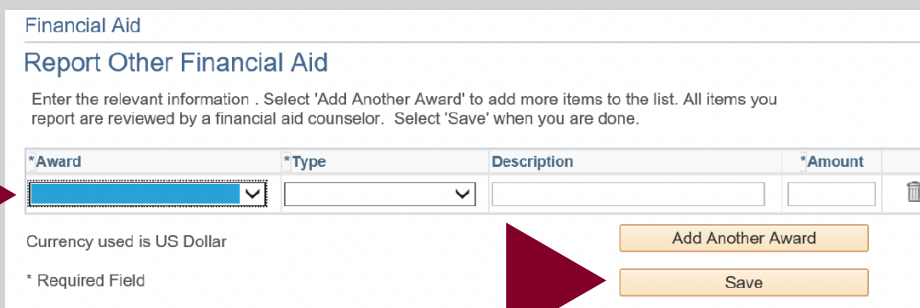
No awards processed or pending.

[Report Additional Aid](#)

[Return to Aid Year Selection](#)

## Step 5:

Enter relevant information  
**SELECT** Save



Financial Aid

Report Other Financial Aid

Enter the relevant information. Select 'Add Another Award' to add more items to the list. All items you report are reviewed by a financial aid counselor. Select 'Save' when you are done.

*Award	*Type	Description	*Amount	
<input type="text"/>	<input type="text"/>	<input type="text"/>	<input type="text"/>	<input type="button" value="🗑️"/>

Currency used is US Dollar

\* Required Field

[Add Another Award](#)  
[Save](#)