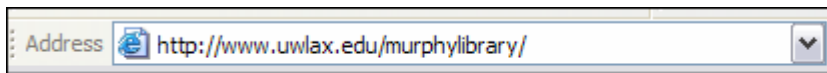


# Mini-Exercises: EBSCOHost Search

Murphy Library  
Reference: 785-8508

## 1. Connect to Murphy Library's web pages.



Explore the contents of this page. Look at some of the drop-down menus.

Can you find the "Subject Resources" pages that lead to Education databases?

### Article Databases

[most popular](#) | [by subject](#) | [title](#)  
[current trials](#) | [...](#)

## 2. Connect to an EBSCOHost database such as ERIC

*(The exercises below are designed for ERIC but can be used with little modification for any EBSCOhost database)*

Do a very simple search of one word or maybe a phrase by typing your terms in the **Find** box and clicking on **Search**.

Search

📌 What kind of articles did you find? How many? Are any of them available to read on the screen? Are some of them available at Murphy Library?

### 3. Use the connector "AND" to get fewer results.

1. Start this exercise at ERIC's opening screen. Do a simple search for a single word or phrase. Look at your results.

2. Now add another related word or phrase using "and."

Examples:

Find: magnet schools  
and school choice

Find: computers  
and phonics

📌 Did you get too many articles? Too few? If you found too many, try adding a third "and" phrase. The more you "and" the less you find.

### 4. Use the connector "OR" to get more results.

1. Click on the **Advanced Search tab** at the top of the screen to start a new search. Do a simple search for a single word or phrase (or use the same one as in exercise three).

2. Now do another search, but this time add a synonym using "or."

Examples:

Find: teenagers  
or teens  
or adolescents

Find: internet  
or web

📌 "OR" allows you to use synonyms to find more articles. Did you find too many articles with your "or" search? How else can you find synonyms to use?

## 5. Combine OR and AND using parentheses.

1. Start a **New Search**.
2. Try a complex search using "or" and "and." Put synonyms all on the same line or use parentheses.

### Examples

Find:

and

Find:

## 6. Use TRUNCATION.


1. Start a **New Search**.
2. Think of a word that could end in a number of different ways (such as teen, teens, teenager, teenagers). Search for the word root followed by the **asterisk** symbol (found on the "8" key).

### Examples

Find:

and

Find:

 Were your results what you expected? What happens if you put the truncation symbol too far forward in a word? Too far back? What problems can truncation cause?

## 7. Limit to ERIC Journals. (Note: if you are searching a database other than ERIC, instead of limiting to journals, find a limiter that makes sense for your specific search.)

1. Start a new search at the Advanced Search screen.
2. Enter a search term or two. Do NOT run the search yet.
3. Scroll down to the **Limit your results** area.


The screenshot shows the 'Limit your results' section of the ERIC search interface. It features four filter categories, each with a dropdown menu:

- Journal or Document:** Options include 'None Applied', 'Documents', and 'Journal Articles' (which is highlighted with a blue oval).
- Educational Level:** Options include 'None Applied', 'Early Childhood Education', 'Preschool Education', and 'Elementary Secondary Education'.
- Publication Type:** Options include 'None Applied', 'Books', 'Collected Works (All)', and 'Collected Works - General'.
- Intended Audience:** Options include 'None Applied', 'Administrators', 'Community', and 'Counselors'.

To the right of the filters is a separate box containing the following instructions:

4. Select **Journals** in the **Journal or Document** area.
5. Click **Search**.

A 'Search' button is located below the instructions.

 Take a look at some of your results. Can you see that they are articles in journals? What are some other meaningful ways in which you can limit your searches?

## 8. Email citations and abstracts to yourself.

1. At the **Results List**, add an article or two to your folder.

15. [The Collaboration of Mathematically Gifted Students on Challenging Tasks.](#)  
Diezmann, Carmel M.; Watters, James J.; Journal for the Education of the Gifted, v25 n1 p7-31 Fall 2001 (EJ643138)  
**Notes:** We do not currently subscribe to this publication. Please check the library's [periodicals list](#) for detailed holdings information.

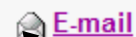



2. Click on the *Folder has items* link at the top right of the screen



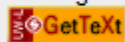
### Result List Items

1 to 2 (of 2) ▶ Pages: 1



1. [The Transformation of Instruction through Technology: Promoting Inclusive Education Courses](#) Boling, Erica C.; Action in Teacher Education, v24 n4

**Notes:** Murphy Library currently subscribes to this publication. Please check holdings.



2. [Bridges to Understanding: Reading and Talking about Children's Literature](#) Devon; Action in Teacher Education, v24 n4 p79-86 Win 2003 (EJ678452)

**Notes:** Murphy Library currently subscribes to this publication. Please check holdings.



3. Select E-mail

## 9. Check the Periodicals

### Holdings Search to

find out in which database a specific periodical is located

1. Go to the Murphy Library home page



2. Click on Find Periodicals and then Periodicals Holdings Search

3. Enter the name of a periodical (not an article, not a subject, not an author).

Title:

