

Scotland Travel Binder



2011

Scotland Itinerary

Tuesday- March 8th

Depart for Minneapolis in the evening



Stay at Hyatt (right next to airport)- \$215 (\$43/ person) for room and parking

Wednesday- March 9th



Take hotel shuttle to airport

Flights (\$927)

Departing Flight Information - Wednesday, March 9, 2011 (Arrives Thursday, March 10)

 (operated by CO Express/ExpressJet Airlines) Flight 2470 2h 43m, 1005 mi	From Minneapolis St Paul Intl (MSP) Minneapolis, MN Departs: 11:10 AM	To Newark Intl (EWR) Newark, NJ Arrives: 2:53 PM	Aircraft Embraer RJ135/145 Economy/Coach Class
 Flight 36 6h 50m, 3257 mi	From Newark Intl (EWR) Newark, NJ Departs: 7:45 PM	To Edinburgh - Turnhouse (EDI) Edinburgh, United Kingdom Arrives: 7:35 AM (next day)	Aircraft Boeing 757 Economy/Coach Class

Returning Flight Information - Saturday, March 19, 2011

 Flight 3466 7h 50m, 3257 mi	From Edinburgh - Turnhouse (EDI) Edinburgh, United Kingdom Departs: 8:05 AM	To Newark Intl (EWR) Newark, NJ Arrives: 11:55 AM	Aircraft Boeing 757 Economy/Coach Class
 (operated by United Express/Shuttle America) Flight 4724 3h 2m, 1005 mi	From Newark Intl (EWR) Newark, NJ Departs: 8:00 PM	To Minneapolis St Paul Intl (MSP) Minneapolis, MN Arrives: 10:02 PM	Aircraft Embraer 170 Economy/Coach Class

*Every individual can check one bag at no extra cost

Thursday-March 10th

Buy bus ticket at airport to take into Edinburgh (3.50 pounds)

Check into High Street Hostel

Explore on own

- Free walking tour of city- 3hrs
- Pub Crawl at night with Hostel

Thursday night stay in High St. Hostel in Edinburgh

Friday, Saturday- March 11th-12th

3 Day Isle of Skye Tour with MacBackpackers- (\$197 for tour, stay at High St Hostel, and 2 night stay at Isle of Skye hostel)

8:00a.m- depart from High Street Hostel (8 Blackfriars Street, Edinburgh).

*be checked in at 7:45 a.m.

It may be chilly, so please remember to pack your warm clothes, waterproofs, boots/sturdy shoes and your camera. We reserve your accommodation on the Isle of Skye and all you have to do is pay on arrival. Please also bring some form of identification (passport, driving license etc) to sign into the hostels. Bed linen is provided at the hostels, so you don't need to bring a sleeping bag.

Please don't bring more luggage than you need. We cannot accommodate big suitcases on our buses so stick to your faithful small rucksac or backpack. If you need to lock any extra luggage away before your tour, this can be done at the reception at the High Street Hostel or the Castle Rock hostel and is free of charge.

*will be 13-15 pounds a night (\$21-\$25)- can pay cash or credit

Sunday- March 13th

Arrive back at High St Hostel between 5:00 and 6:00 p.m.

Megabus Departs at 20:45/8:45 from St. Andrews Sq Bus Station (\$42.50/person round trip)

Arrive in Aberdeen around midnight (3 hr 15 min)

Hosts pick us up from bus station and stay Sunday night stay with them

Monday-Friday- March 14th-18th

9:00-9:30 am Monday arrive at RGU

With Scottish Students all week

- Placement on Monday afternoon, Tuesday, and Wednesday

- Thursday in class with students
- Friday Visit Horseback UK

Friday -March 18th

Megabus leaves at 15:35/ 3:35 from Aberdeen Bus Station

Arrive at 18:35/6:35

Stay in Quality Hotel Edinburgh Airport (\$40 a person)

101 Ingliston Rd
Ingliston, EH28 8AU
United Kingdom
Phone +441313334331

Saturday-March 19th

Take Shuttle to Airport

Fly out of Edinburgh 8:15 am

Arrive in Minneapolis 10:02 pm

Tips for Travel

- Be caught up on all school work before leaving (consider what is due the week after you come back)
- Travel with more than five individuals could get hectic- consider breaking into two smaller groups if you have a large number
- Don't just talk to your American group—meet as many new people and experience the culture!
- Be cognizant of jet lag upon your arrival to Scotland, and back to U.S.
- GO ON THE MACBACKPACKERS TOUR! It was a great way to see the country and highlands while learning the history and making friends from all over the world!
- Use the bathroom whenever you have the chance- on the MacBackpacker's tour you don't stop often, and in public you may have to pay
- Don't feel obligated to attend all the events planned, but do try to attend as many as possible
- Exchange some money at the airport- you can get a better deal if some of you go in together on a package deal for a larger amount
- Take a debit card for exchanging money at ATM's in Scotland
- Get your passport a few months before travel to ensure that it arrives in sufficient time
- Notify banks associated with credit and debit cards you will be using overseas. (They will want to know where you will be traveling and when)
- If you have an early flight out Minneapolis and plan to stay overnight the night before- pick a hotel with free parking and shuttle to airport
- Make paper copies of license and passport to have with you
- Don't say you are affiliated with a study program- just say you are traveling with your friends
- Your phone won't work unless you have international calling- None of us had cell phones that worked, and we didn't feel that we needed them
- If you find a place with really good Carmel shortbread, buy a lot!
- You can rent a towel from the hostels- however having a hand towel would be nice to bring of your own
- Leave time for shopping- check out Primark in Aberdeen
- REALLY CONSIDER GOING- you can't put a price on it!

What to Pack

- Pack warm- generally windy, wet, cold weather
 - Scarf, gloves, hats, waterproof jacket
 - Consider bringing rain boots- they would come in extra handy on the MacBackpackers Tour (They had a couple to rent for 2 pounds but not everyone could get them)
- Extra camera battery- you will be taking lots of pictures and not have access to much electricity
- Bring electrical converter for Northern Europe (one that will work in Scotland)
- Think about space for souvenirs when packing
- Take a gift (maybe something with UWL / USA on it) for your hosts
 - Tea/Coffee Mugs
 - American Candy
 - T-Shirt
- Bring some snacks for the airport and backpacking tour if you have room- it will be cheaper this way
 - Granola bars, trail mix, apples
- Shower sandals
- 2-3 pairs of jeans
- Consider long johns if you get cold easily
- Plan out each day and don't pack too much
- WARM socks- Smart Wools work well

Travel Budget for 2011

Airfare	\$927
MacBackpackers Tour	\$143
-includes 1 night hostel	
Hostels (2 nights)	\$52
Hotels (2 nights)	\$85
Megabus	\$43
Food	\$200
Souvenirs	\$100
Miscellaneous	\$100
TOTAL	\$1650

*Food, Souvenirs, and Miscellaneous categories are all approximate and can vary