





Elluminate

A Webconferencing Tool that Integrates
with D2L



What is Elluminate?

- Elluminate: an online collaboration system that allows students, faculty, and TAs to hold live synchronous class sessions. Members of the class can use a chat space to type text messages and receive responses from others. They can also use a microphone to verbally speak with each other. A whiteboard is available for slides and other types of messages. <http://education.illinois.edu/hre/online/orientation/terminology.htm>




How to Access in D2L

- Add “Online Rooms” to your NavBar
- Create a room
- Set properties for that room
- Add attendees



Features of Elluminate

- Participants Window
- Chat
- Whiteboard
- Audio Window
- Polling



Keys to Success

- Have a plan!
- Only use needed features
- Respect any time, any place for online
- Teach tools to students and guests
- Remind student of netiquette
- Save things you need to keep or recall




More Keys to Success

- Use a headset
- Not for lecture capture
- Install Java, allow pop-ups
- Practice practice practice
- Have a plan!!



Possible Uses

- Virtual office hours
- Tutoring sessions
- Guest expert lectures
- Class meetings
- Small group work
- Student presentations
- Others?



Resources

- [Kristin Koepke, Instructional Designer, CATL](#)
- [Cari Mathwig Ramseier, D2L Site Admin, ATS](#)
- [Elluminate Technical Support](#)
- [Elluminate Knowledge Base](#)
- [Elluminate Training from the company](#)
- [Adding “Online Rooms” to your D2L NavBar](#)
- [Creating a New Room and Adding Participants in your D2L Course](#)