



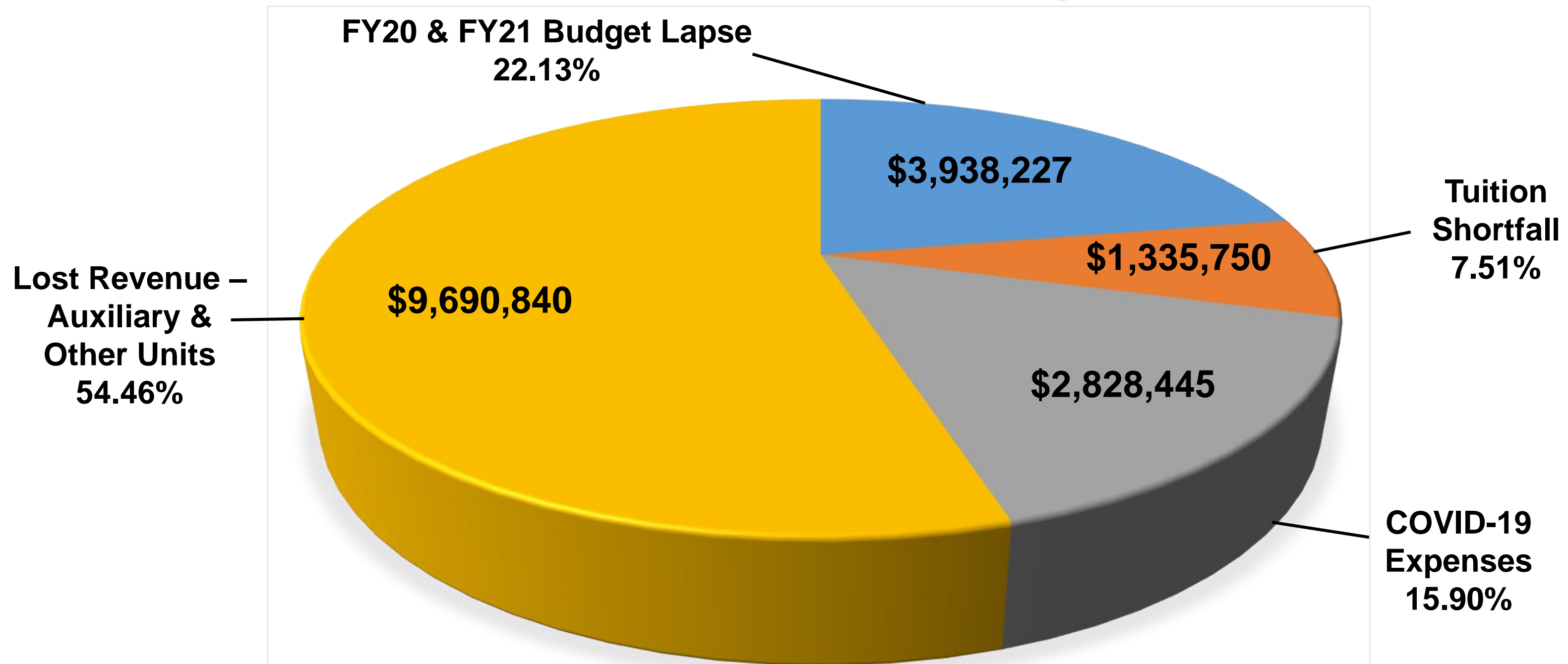
University of Wisconsin-La Crosse



Financial Impact of COVID-19

March 2020 – May 2021

UWL COVID-19 Expenses & Lost Revenue



March 2020 to May 2021: \$17,793,262

Excludes \$16.492M in Financial Aid Grants



Auxiliary & Other Lost Revenue at UWL

Department	Amount
Residence Life	4.894
Dining Services	3.186
Parking Services	.447
Athletics	.233
International Education & Engagement	.236
Other Units (23)	.695
Total	9.691

Note: Amounts in millions

Federal & State Funding for Higher Education

- Coronavirus Aid Relief & Economic Security (CARES Act, \$2.2T)
 - HEERF I → \$14.25B, March 2020
- Coronavirus Response & Relief Appropriations (CRRRA Act, \$900B)
 - HEERF II → \$22.7B, Dec. 2020
- American Rescue Plan Act (\$1.9T)
 - HEERF III → \$40B, March 2021
- Higher Education Institution Financial Assistance (HEIFA)
 - State CARES Allocation to UWS → \$18.9M

Federal Funding to UW System

UW Institution	CARES Act: March 2020			HEERF II Federal Stimulus (CRRSA): Dec 2020			America Rescue Plan: March 2021 [ACE Estimated]			Total Federal Funding to UW Institutions
	Total Allocation	CARES Student Emergency Grants	Institutional Aid	Total Allocation	Student Grants	Institutional Aid	Total Allocation	Student Grants	Institutional Aid	
Eau Claire	\$ 7,443,107	\$ 3,545,978	\$ 3,897,129	\$ 11,056,971	\$ 3,545,978	\$ 7,510,993	\$ 19,990,000	\$ 9,995,000	\$ 9,781,886	\$ 38,490,078
Green Bay	\$ 3,677,962	\$ 1,752,466	\$ 1,925,496	\$ 6,769,674	\$ 1,752,466	\$ 5,017,208	\$ 12,470,000	\$ 6,235,000	\$ 5,802,060	\$ 22,917,636
La Crosse	\$ 7,127,841	\$ 3,394,821	\$ 3,733,020	\$ 10,311,865	\$ 3,394,821	\$ 6,917,044	\$ 18,212,000	\$ 9,106,000	\$ 9,105,639	\$ 35,651,706
Milwaukee	\$ 16,925,666	\$ 8,462,833	\$ 8,462,833	\$ 10,311,865	\$ 8,462,833	\$ 19,780,477	\$ 50,220,000	\$ 25,110,000	\$ 24,803,800	\$ 77,457,531
Oshkosh	\$ 7,552,964	\$ 3,103,881	\$ 4,449,083	\$ 28,243,310	\$ 3,103,881	\$ 8,338,034	\$ 22,157,000	\$ 11,078,500	\$ 9,847,671	\$ 57,953,274
Parkside	\$ 3,966,582	\$ 1,890,973	\$ 2,075,609	\$ 6,364,119	\$ 1,890,973	\$ 4,473,146	\$ 11,118,000	\$ 5,559,000	\$ 5,631,509	\$ 21,448,701
Platteville	\$ 4,792,670	\$ 2,396,335	\$ 2,396,335	\$ 7,652,424	\$ 2,396,335	\$ 5,256,089	\$ 14,419,000	\$ 7,209,500	\$ 6,868,265	\$ 26,864,094
River Falls	\$ 4,427,466	\$ 2,213,733	\$ 2,213,733	\$ 7,099,284	\$ 2,213,733	\$ 4,885,551	\$ 12,476,000	\$ 6,238,000	\$ 6,190,440	\$ 24,002,750
Stevens Point	\$ 6,312,792	\$ 3,156,396	\$ 3,156,396	\$ 9,947,577	\$ 3,156,396	\$ 6,791,181	\$ 18,504,000	\$ 9,252,000	\$ 8,875,044	\$ 34,764,369
Stout	\$ 5,197,826	\$ 2,476,303	\$ 2,721,523	\$ 8,039,386	\$ 2,476,303	\$ 5,563,083	\$ 14,150,000	\$ 7,075,000	\$ 7,320,758	\$ 27,387,212
Superior	\$ 1,561,399	\$ 744,184	\$ 817,215	\$ 2,694,797	\$ 744,184	\$ 1,950,613	\$ 4,723,000	\$ 2,361,500	\$ 2,379,053	\$ 8,979,196
Whitewater	\$ 8,169,774	\$ 4,084,887	\$ 4,084,887	\$ 12,907,818	\$ 4,084,887	\$ 8,822,931	\$ 23,878,000	\$ 11,939,000	\$ 11,526,977	\$ 44,955,592
Madison	\$ 19,783,002	\$ 9,891,501	\$ 9,891,501	\$ 29,783,409	\$ 9,891,501	\$ 19,891,908	\$ 53,184,000	\$ 26,592,000	\$ 26,167,484	\$ 102,750,411
UW System	\$ -	\$ -	\$ -	\$ -	\$ -	\$ -	\$ -	\$ -	\$ -	\$ -
	\$ 96,939,051	\$ 47,114,291	\$ 49,824,760	\$ 151,182,499	\$ 47,114,291	\$ 105,198,258	\$ 275,501,000	\$ 137,750,500	\$ 134,300,586	\$ 523,622,550

Federal & State Funding to UWL

Funding	Fin Aid	Inst Aid	SIP	Total
HEERF I	3.395	3.395	0.341	7.131
HEERF II	3.395	6.917	0.451	10.763
HEERF III	9.069	9.069	0.707	18.845
HEIFA+	0.000	1.964	0.000	1.964
Total	15.859	21.345	1.499	38.703

Notes: (1) Amounts in millions

(2) SIP = Strengthening Institutions Program

UWL Net Financial Impact of COVID-19

Item	Amount
Lost Revenue – Reimbursed	8.082
COVID-19 Expenses	2.828
Tuition Shortfall	1.336
Budget Lapse	3.938
Financial Aid	16.492
Total	32.676
Federal & State Funding	38.101
FY22 COVID-19 Reserve	5.425

Note: Amounts in millions

COVID-19 Personal Protective Equipment - PPE

Item	Amount
Face Masks	192,900
Sanitizer	1,408 gallons
Disinfectant	15,872 gallons
Plexiglass	8,228 sq. ft.
Total Cost	\$415,200

COVID-19 Testing & Vaccinations

COVID-19 Testing	Amount
Antigen	42,973
PCR	2,292
Cost of Testing	5.765M
Cost of Tracing	0.239M

Vaccinations	Amount
Cleary Center CBVC	14,449
Student Health Center	556

Note: Data as of 05.03.21.

Staff Acknowledgements

- Kristin Stanley, Budget Director
- Mark Haakenson, Co-Interim Controller
- Spencer Green, Assistant Controller
- Rachel Hoskins, Senior Grant Accountant
- Melissa Nielsen, Director of ORSP

QUESTIONS & ANSWERS